

Market Study: Thermoplastic Elastomers



World Report (4th edition)

Ceresana – Your Partner in Market Research

As one of the world's leading institutes for market research, we have been specializing in the areas mobility, chemicals, plastics, packaging, industrial goods, and bio-economy for the past 20 years.

10.000 customers have already benefited from our analyses and forecasts. You too can choose from our wide range of market studies to gain the knowledge base for your company success!



This brochure provides further information on the study “Thermoplastic Elastomers (4th ed.)”

Table of Contents (1/2)

1 Market Data:

World and Regions

1.1 World

- 1.1.1 Demand
- 1.1.2 Revenues
- 1.1.3 Production
- 1.1.4 Application Areas
 - 1.1.4.1 Transportation
 - 1.1.4.2 Construction
 - 1.1.4.3 Other Industries
 - 1.1.4.4 Shoes and Sporting Goods
 - 1.1.4.5 Consumer Goods
- 1.1.5 Products Types
 - 1.1.5.1 Styrene Block Copolymers (SBC)
 - 1.1.5.2 Thermoplastic Polyolefins (TPO)
 - 1.1.5.3 Thermoplastic Polyurethanes (TPU)
 - 1.1.5.4 Thermoplastic Vulcanizates (TPV)
 - 1.1.5.5 Other Thermoplastic Elastomers

1.2 Western Europe

- 1.2.1 Demand
- 1.2.2 Revenues
- 1.2.3 Production
- 1.2.4 Applications & Products

1.3 Eastern Europe

- 1.3.1 Demand
- 1.3.2 Revenues
- 1.3.3 Production
- 1.3.4 Applications & Products

1.4 North America

- 1.4.1 Demand
- 1.4.2 Revenues
- 1.4.3 Production
- 1.4.4 Applications & Products

1.5 South America

- 1.5.1 Demand
- 1.5.2 Revenues
- 1.5.3 Production
- 1.5.4 Applications & Products

1.6 Asia-Pacific

- 1.6.1 Demand
- 1.6.2 Revenues
- 1.6.3 Production
- 1.6.4 Applications & Products

1.7 Middle East / Africa

- 1.7.1 Demand
- 1.7.2 Revenues
- 1.7.3 Production
- 1.7.4 Applications & Products

2 Market Data:

Country Profiles

(For each country: Revenues, demand split by applications & by types as well as production, import & export)

2.1 Western Europe

- 2.1.1 France
- 2.1.2 Germany
- 2.1.3 Italy
- 2.1.4 Spain
- 2.1.5 United Kingdom
- 2.1.6 Other Western Europe

2.2 Eastern Europe

- 2.2.1 Poland
- 2.2.2 Russia
- 2.2.3 Turkey
- 2.2.4 Other Eastern Europe

2.3 North America

- 2.3.1 Canada
- 2.3.2 Mexico
- 2.3.3 USA

2.4 South America

- 2.4.1 Brazil
- 2.4.2 Other South America

2.5 Asia-Pacific

- 2.5.1 China
- 2.5.2 India
- 2.5.3 Japan
- 2.5.4 South Korea
- 2.5.5 Other Asia-Pacific

Table of Contents (2/2)

3 Company Profiles*

3.1 Western Europe

- France (1 Producer)
- Germany (6)
- Italy (4)
- Spain (2)
- Sweden (2)
- The Netherlands (3)

3.2 Eastern Europe

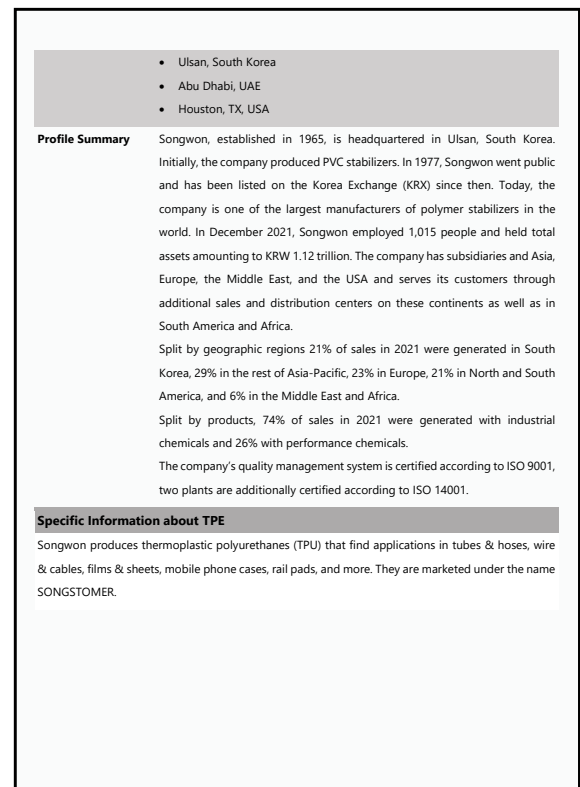
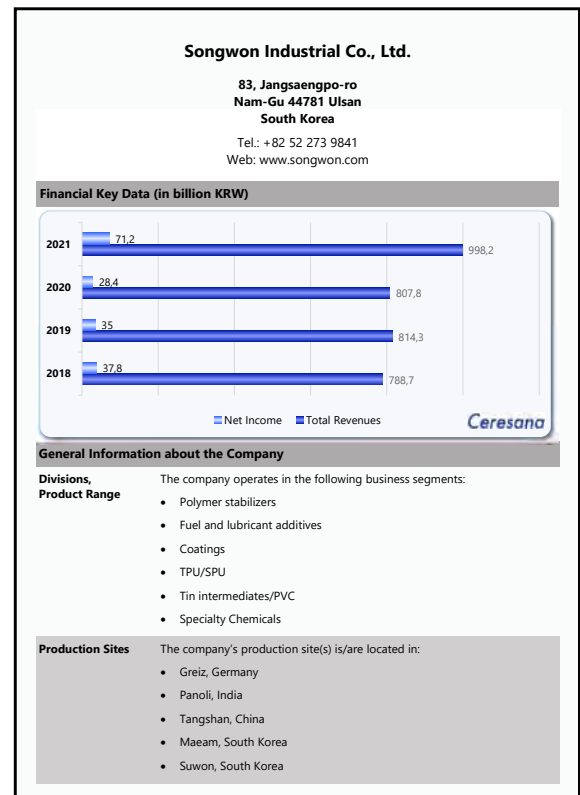
- Russia (2)
- Slovenia (1)
- Turkey (2)

3.3 North America

- Mexico (1)
- USA (10)

3.4 Asia-Pacific

- China (10)
- India (2)
- Japan (10)
- South Korea (6)
- Taiwan (4)



*Note: The profiles are assigned to the country in which the company or holding is headquartered. Profiles also include JVs and subsidiaries.

Market Study: “Thermoplastic Elastomers (4th edition)”

xx Countries, 66 Producers, xx Pages, xx Graphs, xx Tables, 11/2022

Summary

Chapter 1 provides a differentiated presentation and analysis of the global TPE market - including forecasts up to 2031: the development of revenues, demand and production is detailed for each region of the world.

The following TPE types are considered individually:

- Styrenic Block Copolymers (TPS, SBC and others)
- Thermoplastic Polyolefins (TPO)
- Thermoplastic Polyurethanes (TPU)
- Thermoplastic Vulcanizates (TPV)
- Other Thermoplastic Elastomers.

It also covers the various applications of thermoplastic elastomers:

- Vehicles
- Construction Industry
- Other Industries
- Footwear and Sporting Goods
- Household Appliances and Other Consumer Goods.

Chapter 2 provides a detailed analysis of the 16 most important countries for the TPE market in regards to demand, exports, import, production and revenues. In addition, the countries are considered in terms of application areas. The market data on demand volumes per country are broken down for the individual product types.

Chapter 3 provides a useful manufacturer directory of the 66 most important producers of TPE. The individual company profiles are clearly arranged by contact details, sales, profits, product range, production sites and profile summary. The largest TPE producers include Sinopec, Exxon-Mobil, Versalis, BASF, Dynasol, DuPont, Arkema, LyondellBasell, Mitsubishi, and Sumitomo.

2.3.3 USA

2.3.3.1 Demand and Revenues

In 2021, the demand for thermoplastic elastomers in the USA was approximately X tonnes. Globally, the USA represents the second largest domestic market after China. We expect the market volume to increase to approx. X million tonnes by 2031. Compared to 2021, this corresponds to an average increase of X% per year. Sales generated with thermoplastic elastomers amounted to a value of around USD X billion in 2021. By 2031, we expect this figure to increase to around USD X billion.

in 1,000 tonnes	2019	2020	2021	2022p	2023p	2024p	2025p	2026p	2031p	2021-2031
Transportation	X	X	X	X	X	X	X	X	X	X% p.a.
Construction	X	X	X	X	X	X	X	X	X	X% p.a.
Other Industries	X	X	X	X	X	X	X	X	X	X% p.a.
Shoes and Sporting Goods	X	X	X	X	X	X	X	X	X	X% p.a.
Consumer Goods	X	X	X	X	X	X	X	X	X	X% p.a.
Total	X	X	X	X	X	X	X	X	X	X% p.a.

Table: Demand in the USA from 2019 to 2031 – split by applications

in 1,000 tonnes	2019	2020	2021	2022p	2023p	2024p	2025p	2026p	2031p	2021-2031
SBC	X	X	X	X	X	X	X	X	X	X% p.a.
TPO	X	X	X	X	X	X	X	X	X	X% p.a.
TPU	X	X	X	X	X	X	X	X	X	X% p.a.
TPV	X	X	X	X	X	X	X	X	X	X% p.a.
Others	X	X	X	X	X	X	X	X	X	X% p.a.
Total	X	X	X	X	X	X	X	X	X	X% p.a.

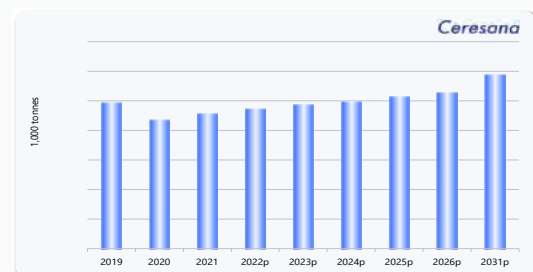
Table: Demand in the USA from 2019 to 2031 – split by products

Revenues	2019	2020	2021	2022p	2023p	2024p	2025p	2026p	2031p	2021-2031
Million USD	X	X	X	X	X	X	X	X	X	X% p.a.
Million EUR	X	X	X	X	X	X	X	X	X	X% p.a.

Table: Revenues generated in the USA from 2019 to 2031

2.3.3.2 Production and Trade

The production volume of thermoplastic elastomers in the USA amounted to around X tonnes in 2021. We expect this volume to increase by an average of X% p.a. to approximately X million tonnes by 2031.



Graph: Production in the USA from 2019 to 2031

in 1,000 tonnes	2019	2020	2021	2022p	2023p	2024p	2025p	2026p	2031p	2021-2031
Production	X	X	X	X	X	X	X	X	X	X% p.a.
Import	X	X	X	X	X	X	X	X	X	X% p.a.
Export	X	X	X	X	X	X	X	X	X	X% p.a.
Demand	X	X	X	X	X	X	X	X	X	X% p.a.

Table: Production, import, export and demand in the USA from 2019 to 2031

Your advantages at a glance

1. Adequately assess new projects, investments and product innovations with the newest information.
2. Gain a holistic insight into your industry – that way, you can plan and implement your strategies even more effectively.
3. Discover which markets hold the biggest opportunities for your company and thus gain a decisive competitive advantage.
4. Identify chances and risks early on – in upstream and downstream markets.
5. Benefit from the industry knowledge of our experienced team of experts
6. Draw on reliable forecasts on countries, application areas and products for successful business planning.
7. Strengthen your negotiation powers and gain new business partners.
8. Find out which global and regional developments influence supply and demand.

Our studies are particularly useful for:

- Producers, processors, traders, suppliers, as well as engineering companies
- Associations, institutes, consultants, banks, investors, founders, freelancers, entrepreneurs, and service providers
- Executive boards, finance, business development, strategic planning, market research, marketing, sales, distribution, R&D, and procurement



Thank you
for your trust!



Ceresana
Mainastr. 34
78464 Konstanz
Germany



++49 7531 94297 0



info@ceresana.com



www.ceresana.com

If you have any questions,
please do not hesitate to contact us.



The list includes a selection of our current market studies.
By clicking on the respective topic, you will receive further information:

[Adhesives - Europe](#)

[Adhesives - World](#)

[Antioxidants - World](#)

[Automotive Coatings - World](#)

[Automotive Plastics - World](#)

[Bags & Sacks - Europe](#)

[Bags & Sacks - World](#)

[Bioplastics - World](#)

[Carbon Black - World](#)

[Catalysts - World](#)

[Chelating Agents - World](#)

[Composites \(CFRP & GFRP\) - World](#)

[Engineering Plastics - World](#)

[Expandable Polystyrene - World](#)

[Fillers - Europe](#)

[Fillers - World](#)

[Flame Retardants - World](#)

[Flexible Packaging - Europe](#)

[Food Packaging - Europe](#)

[Hybrid & Electric Cars - Europe](#)

[Insulation Material - Europe](#)

[Insulation Material - World](#)

[Labels - Europe](#)

[Masterbatches - World](#)

[Paints & Varnishes - Europe](#)

[Paints & Varnishes - World](#)

[Pigments - World](#)

[Plastic Additives - World](#)

[Plastic Bottles - Europe](#)

[Plastic Caps & Closures - Europe](#)

[Plastic Caps & Closures - World](#)

[Plastic Containers - Europe](#)

[Plastic Extrusion - World](#)

[Plastic Films - Europe](#)

[Plastic Films - World](#)

[Plastic Injection - World](#)

[Plastic Packaging for Cosmetics - Europe](#)

[Plastic Pipes - Europe](#)

[Plastic Pipes - World](#)

[Plastic Windows - World](#)

[Plasticizers - World](#)

[Plastics - Europe](#)

[Plastics - World](#)

[Polyamide \(PA6 & PA66\) - World](#)

[Polyethylene \(HDPE\) - World](#)

[Polyethylene \(LDPE\) - World](#)

[Polyethylene \(LLDPE\) - World](#)

[Polypropylene - World](#)

[Polystyrene & Expandable PS - World](#)

[Polyurethanes & Isocyanates - World](#)

[Polyvinyl Chloride \(PVC\) - World](#)

[Printing Inks - Europe](#)

[Printing Inks - World](#)

[Rigid Plastic Packaging - World](#)

[Silicones - World](#)

[Solvents - World](#)

[Stabilizers - World](#)

[Surfactants - World](#)

[Synthetic Rubber - World](#)

[Thermoplastic Elastomers - World](#)

[Titanium Dioxide - World](#)

[Windows & Doors - Europe](#)

Free Samples

